




TPO-C with Seam Protector

Keeping Factory Seams Clean



PRODUCT DATA SHEET

DESCRIPTION

TPO-C with Seam Protector is a polyester reinforced, .060 or .080 thick, polyolefin-based, thermoplastic, heat-weldable membrane. High breaking strength, tearing strength, and puncture resistance is achieved by encapsulating a strong polyester fabric between the top and bottom plies. TPO-C FR membrane is formulated with additional flame retardant (compared to Standard) for higher slope fire code approvals. The TPO-C membrane is also available in a 0.80 thickness (see Product Data Sheet for TPO-C EXTRA). The membrane is environmentally friendly and safe to install.

BASIC USES

The TPO-C with Seam Protector is used in mechanically attached, induction welded, and fully adhered roofing systems in new construction, reroofing and recover (retrofit) applications. It may also be used as flexible membrane flashings for walls, curbs, etc., when installing TPO-C membrane roofing systems. The system must be installed over acceptable roof insulation or other suitable substrates. See the MuleHide TPO Specifications Manual for complete specifications and details. The maximum sheet width that may be used for mechanically attached roof systems is 12' wide TPO membranes.

PROTECTIVE SEAM PROTECTOR FILM

The TPO-C with Seam Protector is a factory-applied protective film applied to the bottom lap area of the TPO sheet, serving as a safeguard for the welded areas of the TPO sheet throughout the installation process. Seam Protector is crucial in shielding the top and bottom ply seams from bonding adhesives and construction-generated dirt. This ensures a consistent factory-clean seam during the welding process. Seam Protector Film eliminates the need to clean the seam, speeding up the seam cleaning time by 70%.

BENEFITS AND SUPPLEMENTAL STATEMENTS

- Wide window of weldability
- Outstanding puncture resistance
- Chlorine-free with no halogenated flame retardants
- UL 2218 Class 4 hail rating available on select systems
- Excellent low-temperature impact resistance
- Excellent chemical resistance to acids, bases, restaurant oils and greases
- Plasticizer-free, does not contain liquid or polymeric plasticizer
- Exceptional resistance to solar UV, ozone and oxidation
- Low water vapor permeance and water absorption
- Hot melt extrusion processed for complete scrim encapsulation
- Non-woven reinforcement fabric for smooth surface and greater thickness-over-scrim

- Polyester reinforcing fabric which is resistant to degradation by bacteria, mildew and fungi
- TPO-C is 100% recyclable
- Meets and exceeds requirements of ASTM D6878 Standard Specification for Thermal Plastic Polyolefin Based Sheet Roofing
- Seam Protector Film guards the TPO membrane surface from scuffs and dirt accumulation during installation, improving consistency of the weld and weld strength
- Seam Protector Film eliminates the need to clean the seam, speeding up the seam cleaning time by 70%.
- MuleHide's tan and white TPO membranes are CRRC listed and California Title 24 compliant and can contribute toward LEED® (Leadership in Energy and Environmental Design) credits.

SPECIFICATIONS

Standard colors: White, Gray and Tan

Materials: .060" and .080" (nominal) thick polyester reinforced thermoplastic

Sizes: Standard sizes are 10' and 12' sheet widths by 100' in length


INSTALLATION INSTRUCTIONS

1. Approved insulation shall be attached to the roof deck with an approved insulation adhesive or approved fasteners and plates. Install insulation with its largest dimension perpendicular to the direction of the membrane seams where possible.
2. Mechanically Attached Roofing System
 - a. Perimeter sheets to be installed in an approved pattern along all exterior roof edges
 - b. Mechanical fasteners and plates are installed in the seams of both the perimeter sheets and field sheets and into the roof deck. Use approved fasteners and maintain proper penetration for specific roof decks.
 - c. 12' wide sheet is the maximum sheet width for mechanically attached systems.
3. Fully Adhered Roofing System
 - a. Perimeter sheets are not required.
 - b. The membrane is required to be mechanically attached at the base of all vertical surfaces, roof edges and angle changes.
 - c. The field of the roof is fully adhered to the substrate with a MuleHide approved adhesive.



TPO-C with Seam Protector

Keeping Factory Seams Clean



PRODUCT DATA SHEET

4. Induction-Welded Roofing System

- Membrane is attached over a suitable substrate utilizing an induction welding tool being placed over the membrane where a fastened TPO induction welding plate is located to weld the two components together.
- Remove with Seam Protector Film from areas that are to be heat-welded together. In areas not requiring heat-welding, with Seam Protector Film can be left in place for up to 90 days. Upon completion of the TPO roofing system, remove the Seam Protector film and discard.
 - All seams are hot-air welded and checked by probing.
 - All details will be done in accordance with Mule-Hide details.
 - On projects where a MuleHide System Warranty is requested, an authorized MuleHide representative shall inspect all completed work. This is only a brief summary and not the complete specification. The MuleHide Specifications, Details, Technical Bulletins, and associated documents should be thoroughly reviewed prior to starting any project. Contact the MuleHide Technical Department for additional information.

PRECAUTIONS

- Maximum sustained temperature not to exceed 160°F (71°C) for TPO membrane.
- Use proper stacking procedures to ensure roll stability. Avoid creasing the membrane.
- Surfaces may be slippery when wet, or due to frost and ice build-up. Exercise caution to prevent falls.
- MuleHide TPO membranes are highly reflective to sunlight. Workers should dress appropriately, wear sunscreen, and wear sunglasses that filter out UV light.
- Exercise care when working near roof edge as edges may not be visible when surrounding area is covered with snow.
- Store MuleHide membrane in original wrappings in a cool, shaded area. Cover with light colored, breathable, waterproof tarpaulins. MuleHide membrane that has been exposed to the weather must be prepared with Weathered Membrane Cleaner prior to hot-air welding.
- Use proper stacking procedures to ensure sufficient stability of the rolls.
- Take care not to stand or place heavy objects on the edge of folded-over membrane, as this could cause a hard crease in the membrane.
- Do not use razor blades or other sharp tools to cut the Seam Protector Film while it is still adhered to the TPO membrane, as damage to the underlying membrane may occur. Pull the protective film away from the membrane prior to cutting.
- Remove Seam Protector Film by pulling towards the center of the roof. Do not remove the film by pulling towards the roof edge.
- A static electricity charge may develop when removing the Seam Protector Film from the surface of the membrane sheet. To avoid the possibility of ignition, lids must be closed on any flammable products and fire extinguishers should be readily available.

- Color membranes will 'fade' over time mainly due to the ultraviolet portion of sunlight. Since most roof surfaces are exposed to variable sunlight, some areas will be more susceptible to color changes caused by UV fading. Warranties for color membranes do not cover fading of colors.

EXTREME TESTING FOR SEVERE CLIMATES

ASTM Standard D6878 is the material specification for Thermoplastic Polyolefin-Based Sheet Roofing. It covers material property requirements for TPO roof sheeting and includes initial and aged properties after heat and xenon-arc exposure. As stated in the standard, "the tests and property limits used to characterize the sheet are values intended to ensure minimum quality for the intended purpose." MuleHide's goal is to provide TPO that delivers maximum performance for the intended purpose of roofing membranes. Maximum performance requires the membrane to far exceed the requirements of ASTM Standard D6878.

Heat Aging accelerates the oxidation rate roughly doubles for each 18°F (10°C) increase in roof membrane temperature. Oxidation (reaction with oxygen) is one of the primary chemical degradation mechanisms of roofing materials.

HEAT AGING

Test Method	ASTM Requirement	Typical Results
ASTM Test - 240°F (116°C) No visible cracks	32 Weeks**	>128 Weeks
**Heat exposure comparable to 3,120 weeks (80 years) at 185°F for 8 hours per day.		

Q-Trac testing combines accelerated weathering with real-world conditions using an array of ten mirrors to reflect and concentrate full spectrum sunlight onto membrane test specimens. The Q-Trac device automatically tracks the sun's path from morning to night. Also, it adjusts to compensate for seasonal changes in the sun's altitude. Eight years in Q-Trac testing is equal to 40 years of real-world exposure. MuleHide requires its TPO membranes to pass the equivalent of 40 years exposure in the Q-Trac.


Q-TRAC TESTING

Test Method	ASTM Requirement	MH Requirement
ASTM Test N/A	NA	Equivalent of 40 years exposure
Environmental Cycling subjects the membrane to repeated cycles of heat aging, hot-water immersion and xenon-arc exposure.		
Test specimen is 2.75" by 5.5" piece of membrane with edges sealed. - 10 days heat aging at 240°F (116°C) followed by - 5 days water immersion at 158°F (70°C) followed by - 5,040 kJ/m ² (2000 hours at 0.70 W/m ² irradiance) xenon-arc exposure		
Criterion - after 3 completed cycles, test specimens shall remain flexible and not have any cracking under 10x magnifications while wrapped around a 3" diameter mandrel.		



TPO-C with Seam Protector

Keeping Factory Seams Clean



PRODUCT DATA SHEET

SUPPLEMENTAL APPROVALS, STATEMENTS AND CHARACTERISTICS

1. TPO-C meets and exceeds the requirements of ASTM D6878 Standard Specification for Thermoplastic Polyolefin Based Sheet Roofing.
2. Radiative Properties for Cool Roof Rating Council (CRRC) and LEED.
3. CRRC Product ID: TPO-C White 0670-0009.
4. MuleHide TPO-C membranes conform to requirements of the U.S.E.P.A. Toxic Leachate Test (40 CFR part 136) performed by an independent analytical laboratory.
5. TPO-C was tested for dynamic puncture resistance per ASTM D5635-04 using the most recently modified impact head. 45-mil was watertight after an impact energy of 12.5 J (9.2 ft-lbf) and 60-mil was watertight after an impact energy of 22.5 J (16.6 ft-lbf).
6. NSF-P151 Certification for rainwater catchment systems components (Tooele Plant/White Only).

RADIATIVE PROPERTIES FOR CRRC AND LEED

CRRC Description	Test Method	White	Gray	Tan
Initial solar reflectance	ASTM C1549	0.79	0.71	0.46
Solar reflectance after 3 years	ASTM C1549 (uncleaned)	0.70	0.64	0.43
Initial thermal emittance	ASTM C1371	0.90	0.86	0.89
Thermal emittance after 3 years	ASTM C1371 (uncleaned)	0.88	0.87	0.88
Thermal emittance	ASTM E408	0.90	0.86	0.85
SRI (Solar Reflectance Index)	ASTM E1980	99	86	52
SRI (Solar Reflectance Index) after 3 years	ASTM E1980	85	77	49
Product ID Number		0670-0009	0670-0016	0670-0017

Solar Reflectance Index (SRI) is calculated per ASTM E 1980. The SRI is a measure of the roof's ability to reject solar heat, as shown by a small temperature rise. It is defined so that a standard black (reflectance 0.05, emittance 0.90) is 0 and a standard white (reflectance 0.80, emittance 0.90) is 100. Materials with the highest SRI values are the coolest choices for roofing. Due to the way SRI is defined, particularly hot materials can even take slightly negative values, and particularly cool materials can even exceed 100.

LEED INFORMATION

Pre-consumer Recycled Content	10%
Post-consumer Recycled Content	0%
Manufacturing Location	Senatobia, MS Tooele, UT Carlisle, PA
Solar Reflectance Index (SRI)	99 (white) 86 (tan)

PROTECTION & SAFETY

MuleHide maintains safety data sheets on all of its non-exempt products. Safety data sheets contain health and safety information for your development of appropriate product handling procedures to protect your employees and customers. MuleHide's safety data sheets should be read and understood by all of your supervisory personnel and employees before using MuleHide products in your facilities.

ADDITIONAL INFORMATION


On projects where a MuleHide Standard or Premium Warranty is requested, an authorized MuleHide representative shall inspect all completed work.

The information given on this PDS is subject to change without notice. Always check the MuleHide website at www.mulehide.com for the latest information, changes and updates or contact MuleHide at 800-786-1492.



TPO-C with Seam Protector

Keeping Factory Seams Clean



PRODUCT DATA SHEET

TYPICAL PHYSICAL PROPERTIES				
Physical Properties*	Test Method	Requirement	60-mil	80-mil
Thickness tolerance on nominal, %	ASTM D751	±15, -10	±10	±10
Thickness over scrim, in. (mm) (average of 3 areas)	ASTM D6878 (Optical Method)	0.015 min. (0.380)	0.024 typical (0.610)	0.034 typical (0.864)
Breaking strength, lbf (kN)	ASTM D751 (Grab Method)	220 (976 N) minimum	250 (1.1) min. 360 (1.6) typical	250 (1.6) min. 425 (1.9) typical
Elongation at break of fabric, %	ASTM D751 (Grab Method)	15 minimum	15 minimum 25 typical	15 minimum 25 typical
Tear strength, lbf (N) 8 by 8 in. specimen	ASTM D751 (B Tongue Tear)	55 (245) minimum	55 (245) min. 130 (578) typical	55 (245) min. 130 (578) typical
Brittleness point, °F (°C)	ASTM D2137	-40 (-40) maximum	-40°F (-40°C) max -50°F (-46°C) typical	-40°F (-40°C) max -50°F (-46°C) typical
Linear dimensional change (shrinkage) % change	ASTM D1204 6 hrs at 158°F (70°C)	±1 maximum	±1 max -0.2 typical	±1 max -0.2 typical
Ozone resistance, 100 pphm, 168 hrs.	ASTM D1149	PASS	PASS	PASS
UV exposure (Xenon Arc), no cracks 7 x min. exposure 10,080 kJ/m ² (4,000 hrs - 0.70W/m ²)	ASTM G155	PASS	PASS	PASS
Factory seam strength, lbf/in (kN/m)	ASTM D751	66 (290) min	66 (290) minimum	66 (290) minimum
Field seam strength, lbf/in (kN/m) Seams tested in peel	ASTM D1876	No requirement	25 (4.4) min. 60 (10.5) typical	40 (7.0) min. 70 (12.3) typical
Water vapor permeance, Perms	ASTM E96 proc. B	No requirement	0.10 max. 0.05 typical	0.10 max. 0.05 typical
Water absorption resistance, mass % top surface only @ 158°F, 166 hours	ASTM D471	No requirement	3.0 max. 0.90 typical	3.0 max. 0.90 typical
Puncture resistance, lbf (N)	FTM 101C (Method 2031)	No requirement	300 (1.3) min. 350 (1.6) typical	400 (1.8) min. 450 (2.0) typical
Properties after heat aging	ASTM D573, 32 weeks at 240°F or 8 weeks at 275°F No cracking when bent around 3" dia. Madrel Weight change, %	PASS No Cracking ±1.0 max	PASS No Cracking ±1.0 max	PASS No Cracking ±1.0 max
Typical weights lb/ft ² (kg/m ²)	N/A	N/A	0.33	0.33

*Typical properties and characteristics are based on samples tested and are not guaranteed for all samples of this product. This data and information is intended as a guide and does not reflect the specification range for any particular property of this product.

DISCLAIMER

The statements provided concerning the material shown are intended as a guide for material usage and are believed to be true and accurate at the time of printing. No statement made by anyone may supersede this information, except when done in writing by Mule-Hide Products Co., Inc. ("MuleHide"). Since the manner of use is beyond our control, MuleHide does not authorize anyone to make any warranty of merchantability or fitness for any particular purpose or any other warranty, guarantee or representation, expressed or implied, concerning this material. This product may be eligible for a MuleHide warranty, please check the MuleHide website at www.mulehide.com or contact MuleHide directly at 800-786-1492 for details. Buyer and user accept the product under these conditions and assume the risk of any failure, any injury to person or property (including that of the user), loss or liability resulting from the handling, storage or use of the product whether or not it is handled, stored or used in accordance with the directions or specifications. MuleHide must be notified in writing of any claims and be given the opportunity to inspect the alleged failure before repairs are made.