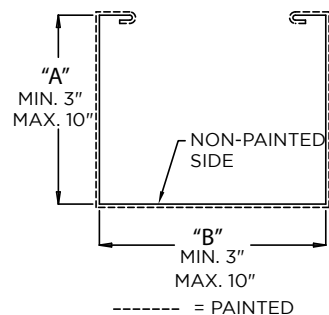




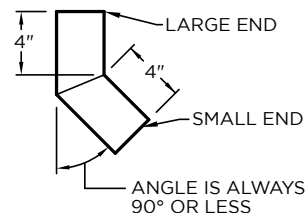
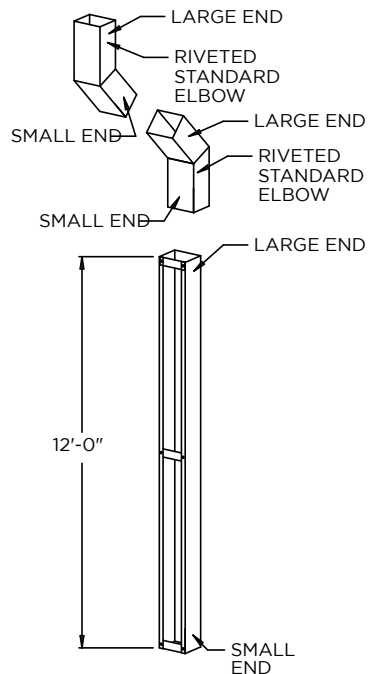
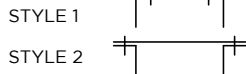
DOWNSPOUT

OPEN FACE

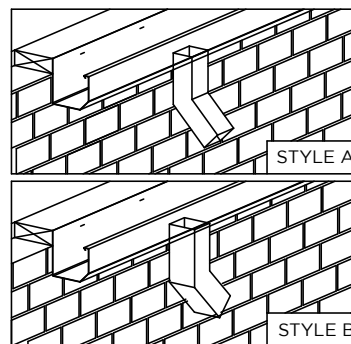


DOWNSPOUT STRAPS

(SELECT STYLE BELOW, IF STYLE IS NOT SELECTED STYLE 2 WILL BE PROVIDED)



STANDARD ELBOW



NOTES

- Downspout should be 9/16" smaller than the bottom of the gutter
- Outlet should be 1/8" smaller than the size of the downspout
- Product should be installed per provided installation instructions

DIMENSIONS

Downspout Size _____ x _____
"A" "B"

MATERIAL

- ☐ 24 Ga. Galv. Steel
☐ 22 Ga. Galv. Steel
☐ .040" Aluminum
☐ .050" Aluminum
☐ .063" Aluminum
☐ OTHER: _____

Color: _____

Finish: _____

QUANTITIES

_____ Lineal Feet (12'-0" Lengths)

_____ Outlets

_____ Standard Elbows (____°) ☐ Style A ☐ Style B

_____ Standard Elbows (____°) ☐ Style A ☐ Style B

Downspout Straps ☐ Style 1 ☐ Style 2

PROJECT INFO

Project Name: _____

Architect: _____

Roofing Contractor: _____

Project Type:

☐ By selecting this box you have verified and confirmed that dimensions, sizes, and quantities are correct. All products will be installed in strict accordance with printed instructions.

Date: _____

MuleHide
1195 Prince Hall Drive
Beloit, WI 53511

800-786-1492
www.mulehide.com

To submit a quote request, please contact your local TM or email mhquotes@metalera.com.

SHT #: _____ of _____

DATE: **04/18/25**

DRN BY: **JJC**

CKD BY: **MM**

DWG #: **52013-42339**

REV: **B**