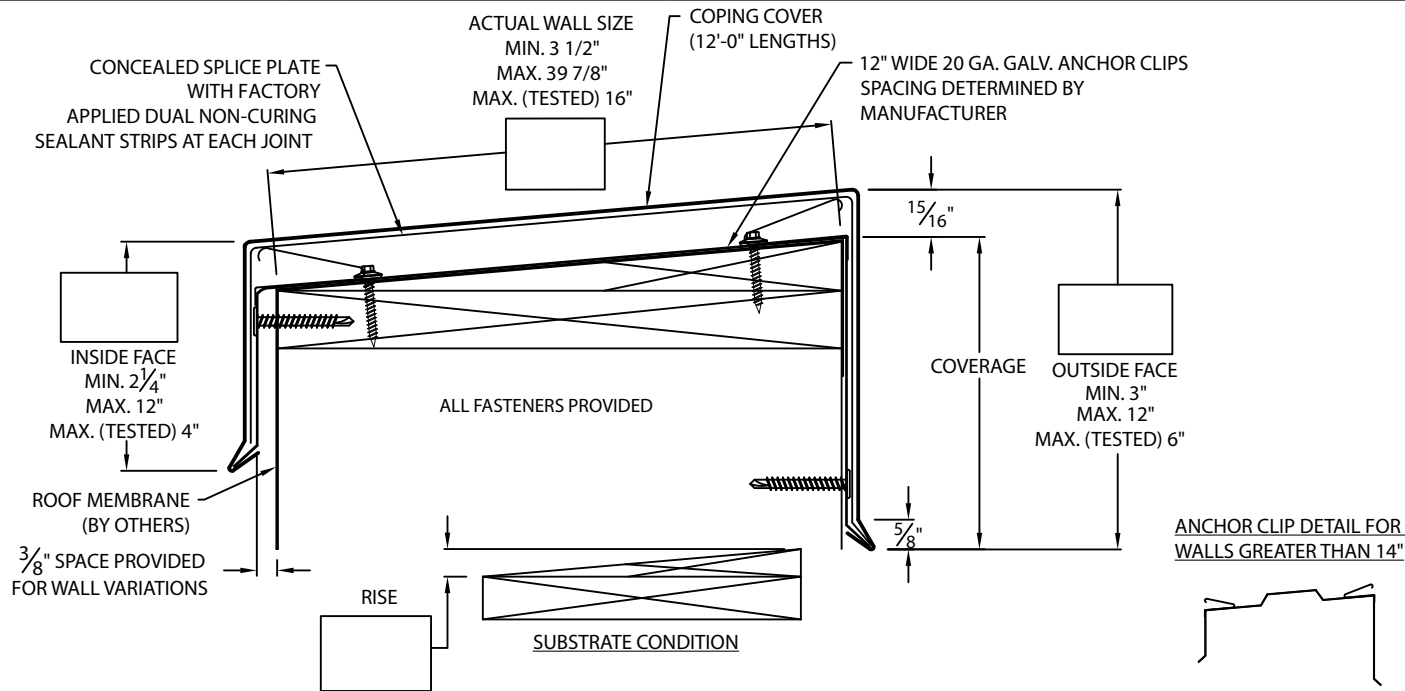




# SNAP COPING

EXISTING SLOPE



## \* NOTES

- Oil canning can occur on larger face heights and wall widths; recommend 22 Ga., .050" or .063" Aluminum for face height over 8" or wall width over 12".
- 24 Ga. and .040" Aluminum covers available for wall sizes 3.5" to 24" ONLY
- Unless otherwise noted, fabrication of miters and accessories are furnished standard utilizing a non-penetrating quicklock joint, then factory sealed watertight
- Welded accessories require a minimum material thickness of .050" Aluminum
- For non-90 miters, see separate print approval
- Product should be installed per provided installation instructions
- ANSI/SPRI/FM 4435/ES-1 test pressures up to 226 psf (Horizontal) and 391 psf (Vertical)

## PROJECT INFO

Project Name: \_\_\_\_\_

Architect: \_\_\_\_\_

Roofing Contractor: \_\_\_\_\_

**Project Type:**

☐ By selecting this box you have verified and confirmed that dimensions, sizes, and quantities are correct. All products will be installed in strict accordance with printed instructions.

Date: \_\_\_\_\_

**MuleHide**  
1195 Prince Hall Drive  
Beloit, WI 53511  
800-786-1492  
www.mulehide.com  
To submit a quote request, please  
contact your local TM or email  
mhquotes@metalera.com.

SHT #: \_\_\_\_\_ of \_\_\_\_\_

DATE: **04/10/25**

DRN BY: **JJC**

CKD BY: **MM**

DWG #: **52011-42334**

REV: **B**

## APPROVALS\*

**ANSI/SPRI/FM 4435/ES-1**  
Test Pressures listed in notes



**MIAMI-DADE COUNTY**  
APPROVED

## MATERIAL\*

- ☐ 24 Ga. Galv. Steel  
☐ 22 Ga. Galv. Steel  
☐ .040" Aluminum  
☐ .050" Aluminum  
☐ .063" Aluminum  
☐ OTHER: \_\_\_\_\_

Color: \_\_\_\_\_

Finish: \_\_\_\_\_

Substrate: (For Top Fasteners)

if substrate is not  
given, wood fasteners  
will be provided.

- ☐ Wood  
☐ Masonry  
☐ Metal

## QUANTITIES

\_\_\_\_\_ Lineal Feet (12'-0" Lengths)

\_\_\_\_\_ Outside Miter (90°)

\_\_\_\_\_ Inside Miter (90°)

\_\_\_\_\_ Right Endcaps

\_\_\_\_\_ Left Endcaps

**Accessory Type\*** : ☐ Quicklock (Default) ☐ Welded (Surcharge)

\_\_\_\_\_ Right Endwall Flashing (Coping Version)

\_\_\_\_\_ Left Endwall Flashing (Coping Version)

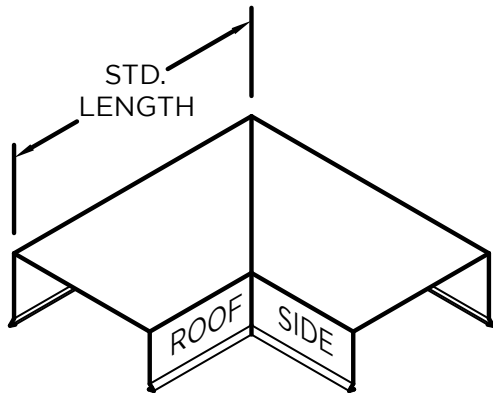
\_\_\_\_\_ Right Endwall Flashing (Splice Plate Version)

\_\_\_\_\_ Left Endwall Flashing (Splice Plate Version)

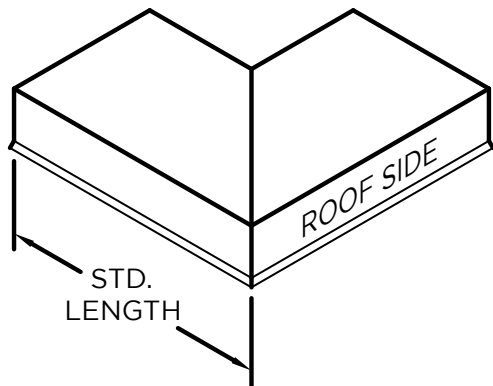


# SNAP COPING

## STANDARD ACCESSORIES

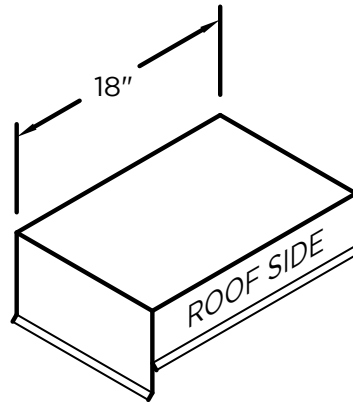


OUTSIDE MITER

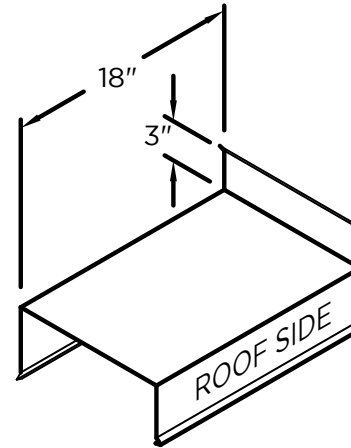


INSIDE MITER

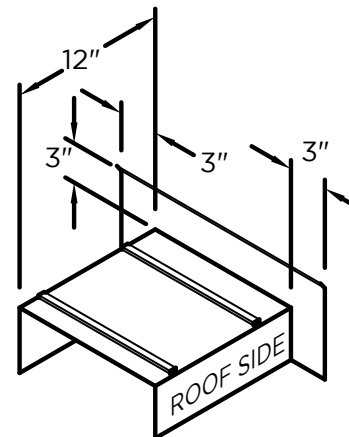
MITER STANDARD LEG LENGTH:  
 $\text{WALL SIZE} + 9 \frac{5}{8}" = \text{LENGTH}$



ENDCAP  
(LEFT HAND SHOWN)



ENDWALL FLASHING  
COPING VERSION  
(RIGHT HAND SHOWN)



ENDWALL FLASHING  
SPLICE PLATE VERSION  
(RIGHT HAND SHOWN)  
(AVAILABLE ONLY IN  
.040" WELDED, PAINTED  
TO MATCH COPING)

## NOTES

Additional accessories are available including:

- Transition Miters
- Straight Transition Miters
- "T" Miters
- "Z" Miters
- Step-up Miters
- Peak / Valley Miters
- Pilaster Caps
- Radius Coping
- Arched Coping

For additional accessory requirements, attach sketches or call manufacturer for assistance.

SHT #: \_\_\_\_ of \_\_\_\_

DATE: **04/10/25**

DRN BY: **JJC**

CKD BY: **MM**

DWG #: **52011-42334**

REV: **B**

**MuleHide**  
1195 Prince Hall Drive  
Beloit, WI 53511  
800-786-1492  
www.mulehide.com  
mhquotes@metalera.com